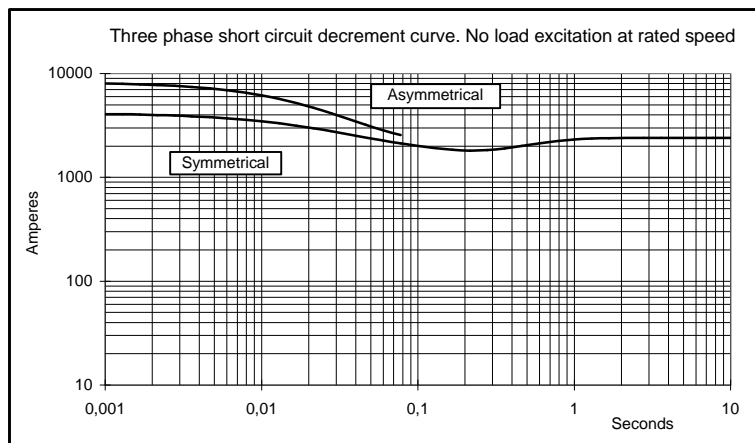
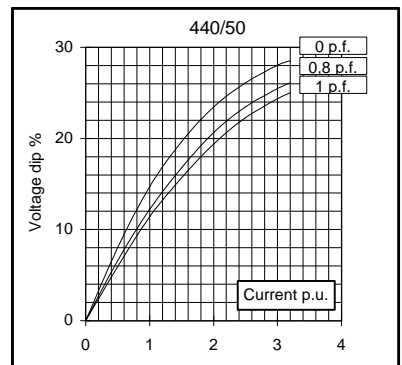
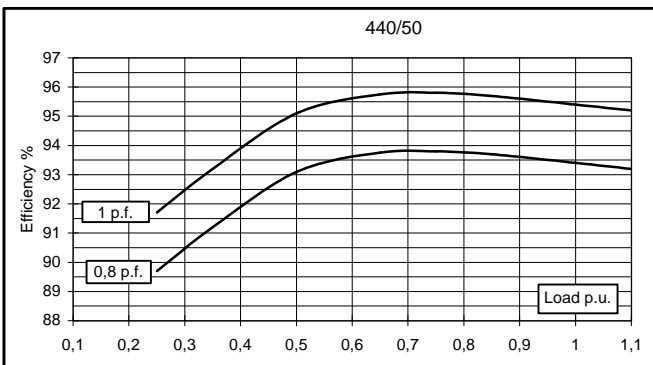
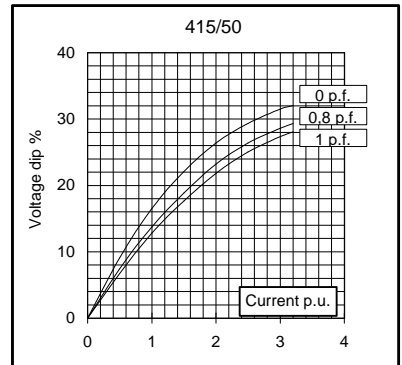
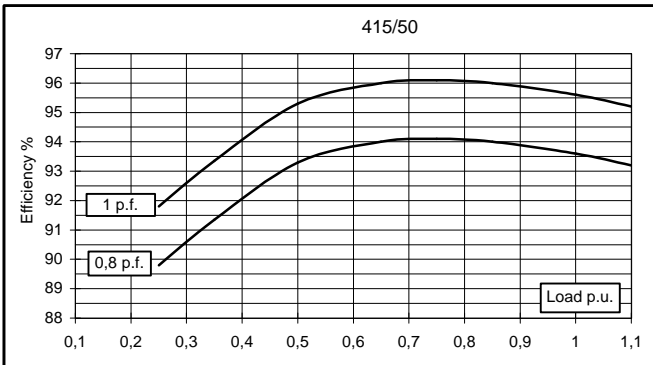
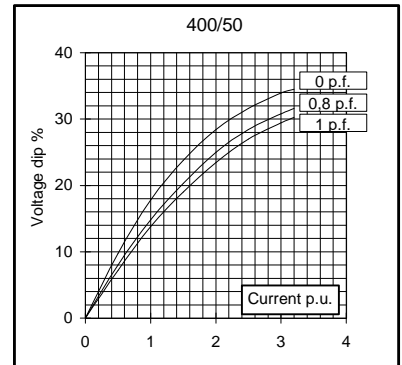
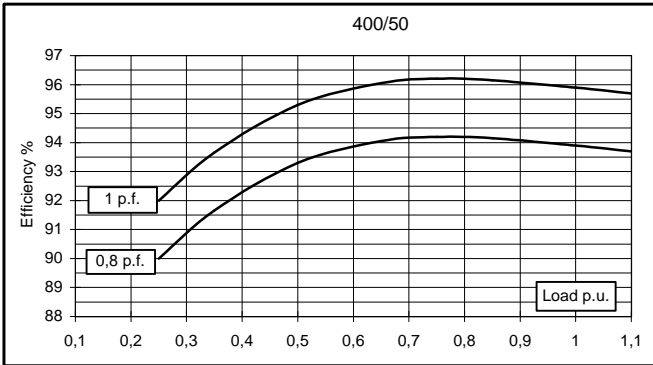
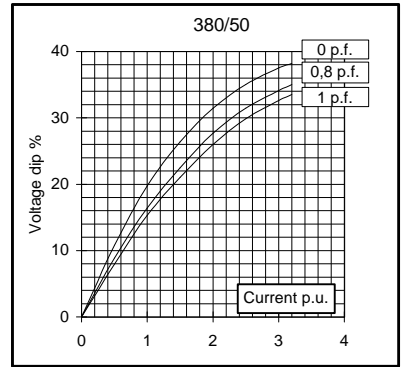
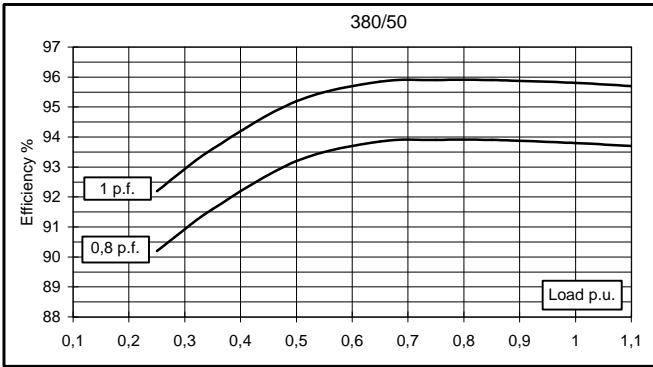


<b>Electrical Characteristics</b>										
Frequency	Hz	50				60				
Voltage (parallel star)	V	380	400	415	440	415	440	460	480	
Rated power class H	kVA	500	500	500	460	540	580	600	600	
	kW	400	400	400	368	432	464	480	480	
Rated power class F	kVA	450	450	450	414	484	520	540	540	
	kW	360	360	360	331	387	416	432	432	
Regulation with UVR6		±1% with any power factor and speed variations between -5% +30%								
Insulation class		H								
Execution		Brushless								
Stator winding		12 ends (nameplate data : 800V-50Hz Series Star, 960V-60Hz Series Star)								
Rotor		with damping cage								
Efficiencies class H	4/4	%	93,8	93,9	93,6	93,4	94,5	95	95,1	95,2
(see graph. for details)	3/4	%	93,9	94,2	94,1	93,8	95	95,2	95,3	95,6
	2/4	%	93,2	93,3	93,3	93,1	94,5	94,6	94,7	94,8
	1/4	%	90,2	90	89,8	89,7	91	91,1	91,1	91
Reactances (f. l.cl. F)	Xd	%	291,3	262,9	244,2	199,9	316,5	302,4	286,3	262,9
	Xd'	%	30,6	27,6	25,6	21,0	33,2	31,8	30,1	27,6
	Xd''	%	20,3	18,3	17,0	13,9	22,0	21,1	19,9	18,3
	Xq	%	179,5	162	150,5	123,2	195,0	186,4	176,4	162
	Xq'	%	179,5	162	150,5	123,2	195,0	186,4	176,4	162
	Xq''	%	25,9	23,4	21,7	17,8	28,2	26,9	25,5	23,4
	X <sub>2</sub>	%	23,0	20,8	19,3	15,8	25,0	23,9	22,6	20,8
	X <sub>0</sub>	%	3,2	2,9	2,7	2,2	3,5	3,3	3,2	2,9
Short Circuit Ratio	Kcc		0,31	0,40	0,60	0,96	0,23	0,27	0,31	0,40
Time Constants	Td'	sec.	0,125							
	Td''	sec.	0,0193							
	Tdo'	sec.	2,71							
	Tα	sec.	0,0258							
Short Circuit Current Capacity		%	>300				>350			
Excitation at no load		Amp.	0,6	0,7	1	1,2	0,4	0,5	0,6	0,7
Excitation at full load		Amp.	3,6	3,5	3,9	4	3	3,1	3,2	3,4
Overload (long-term)		%	1 hour in a 6 hours period 110% rated load							
Overload per 20 sec.		%	300							
Stator Winding Resistance (20°C)		Ω	0,0106							
Rotor Winding Resistance (20°C)		Ω	5,176							
Exciter Resistance (20 °C)		Ω	Rotor : 0,317				Stator : 8,85			
Heat dissipation at f.l.cl.H		W	26439	25985	27350	26004	25143	24421	24732	24202
Telephone Interference			FHT < 2%				TIF < 40			
Radio interference			EN50081-1, EN50082-1, VDE0875K. For others standards apply to factory							
Waveform Distors.(THD) at f. load	LL/LN	%	2,4 / 2,5							
Waveform Distors.(THD) at no load	LL/LN	%	2,6 / 2,5							
<b>Mechanical characteristics</b>										
Protection			IP 21 (other protection on request)							
DE bearing			6322							
NDE bearing			6318.2RS							
Weight of wound stator assembly		kg	428							
Weight of wound rotor assembly		kg	274,6							
Weight of complete generator		kg	1171							
Maximun overspeed		rpm	2250							
Unbalanced magnetic pull at f.l.cl.F		kN/mm	6,5							
Cooling air requirement		m <sup>3</sup> /min	54				64,8			
Inertia Constant (H)		sec.	0,175				0,210			
Noise level at 1m/7m		dB(A)	94 / 82				98 / 88			

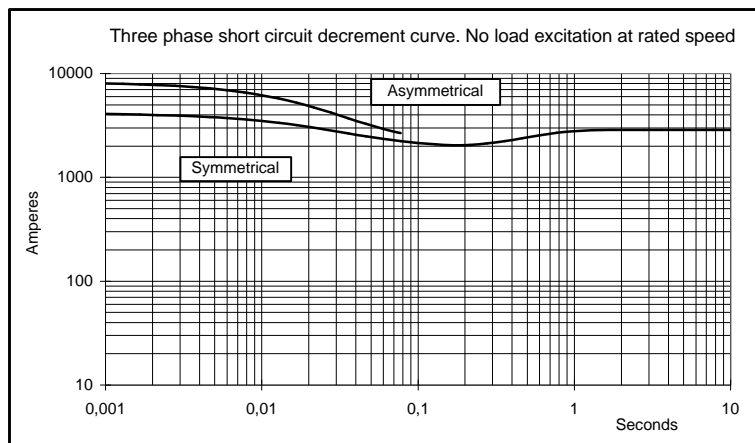
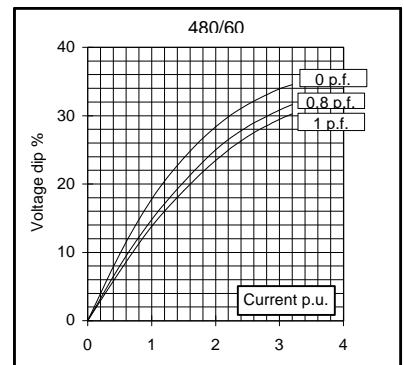
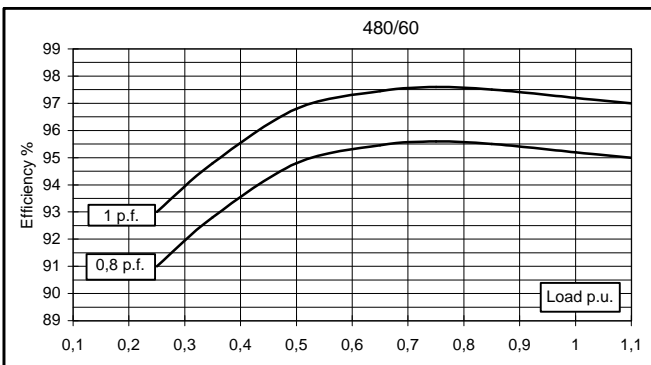
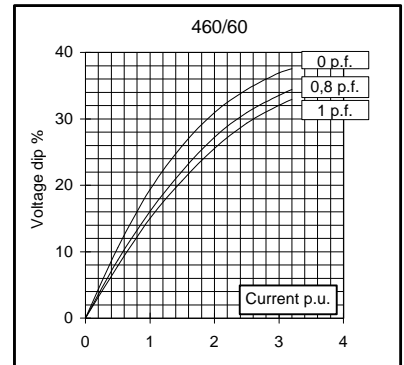
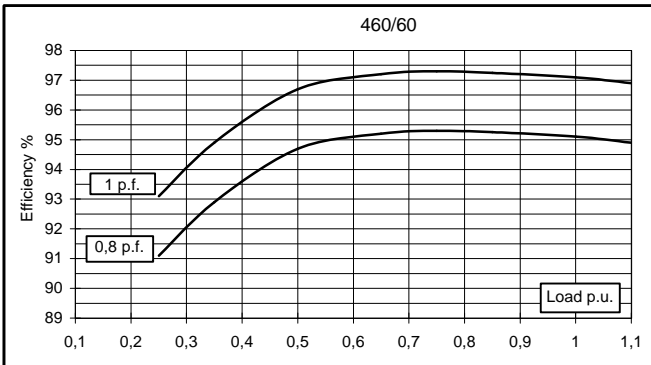
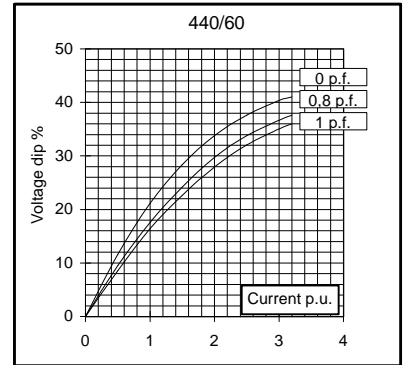
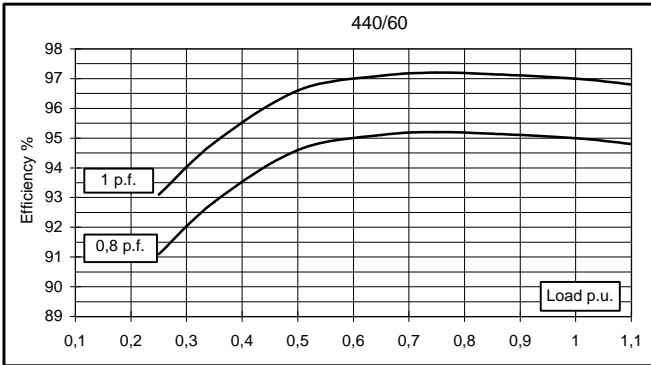
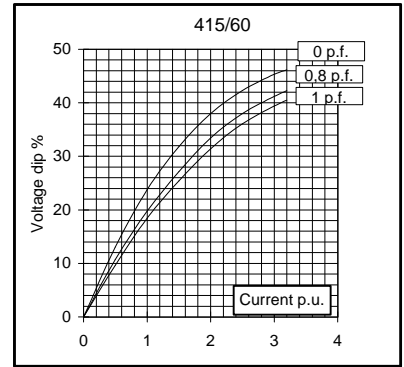
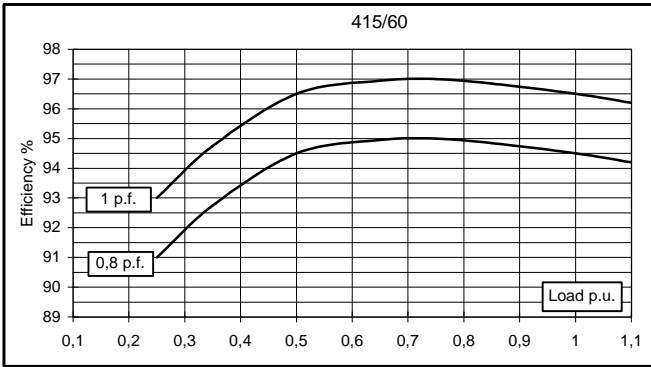
All technical data are to be considered as a reference and they can be modified without any notice.

This document is a propriety of Mecc Alte S.p.A.. All rights reserved.

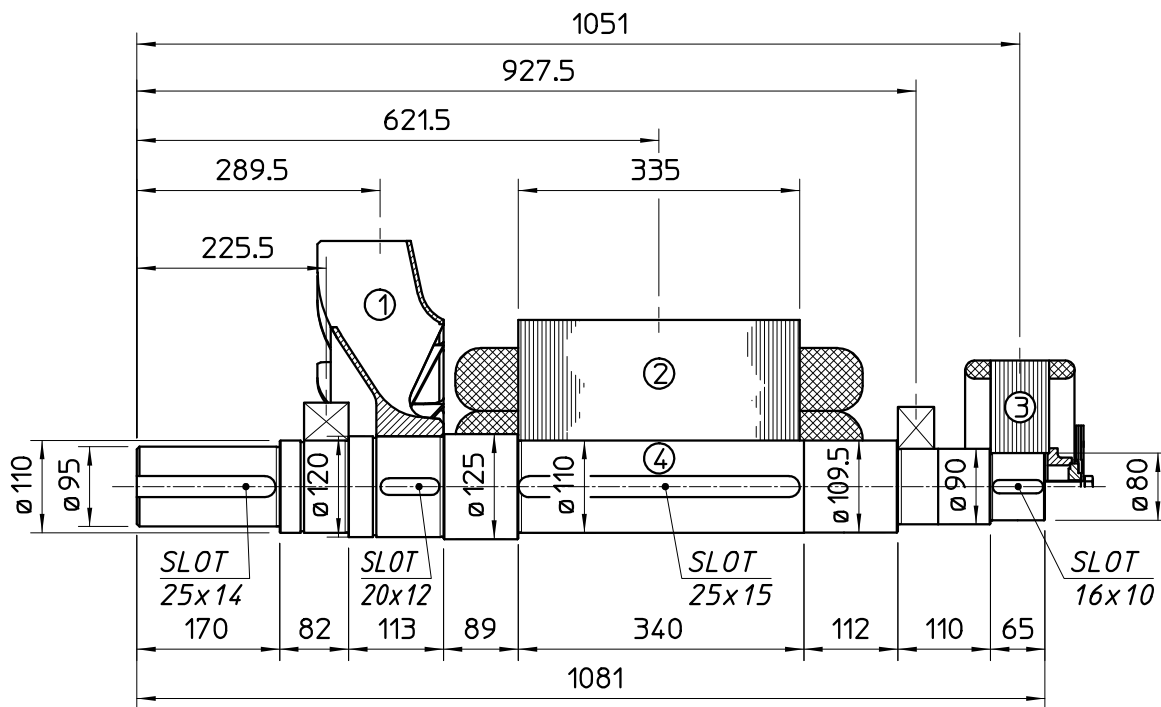
**50 Hz**



**60 Hz**

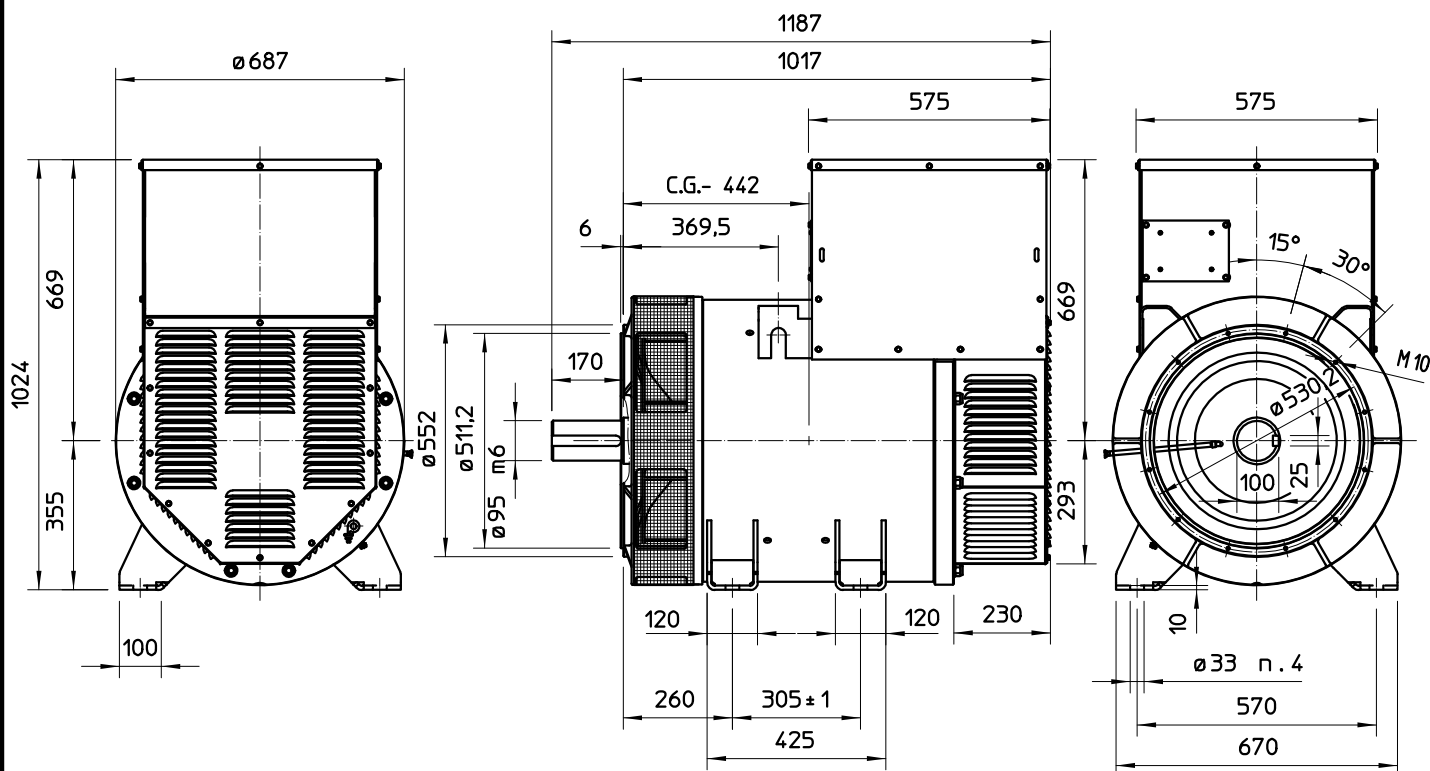


## TWO BEARING MOMENTS OF INERTIA



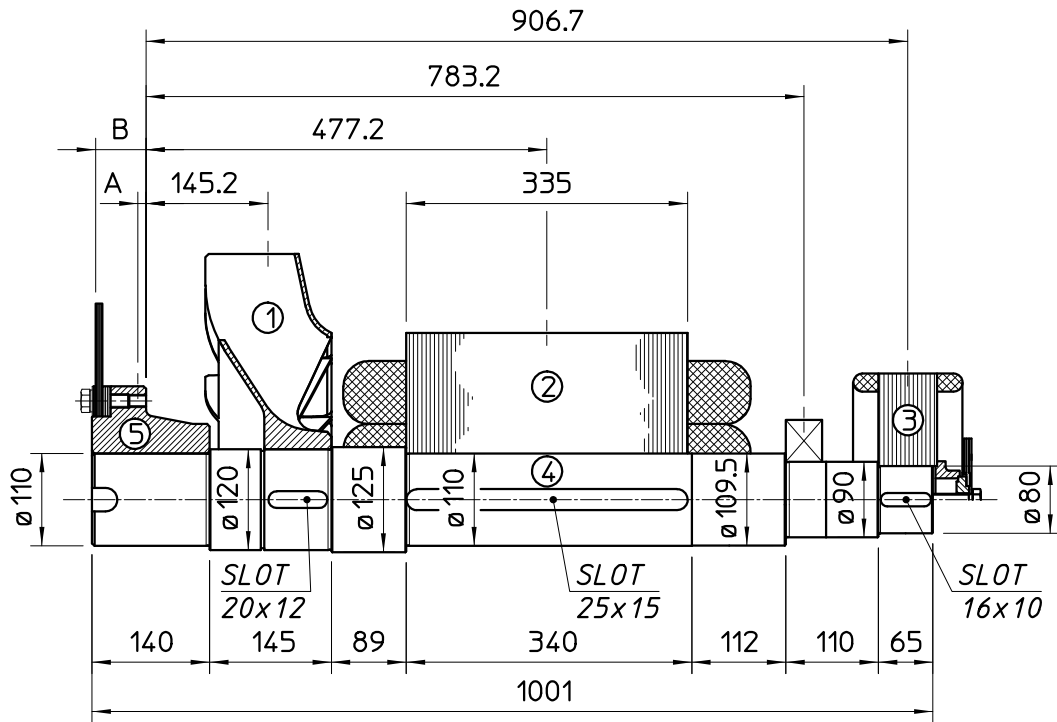
	COMPONENT	WEIGHT kg	J kgm <sup>2</sup>
1	FAN	16	0.550
2	MAIN ROTOR	274.6	5.846
3	EX. ROTOR	35	0.562
4	SHAFT	75	0.109
	TOTAL	400.6	7.067

## TWO BEARING DIMENSIONS



C.G.= GRAVITY CENTER

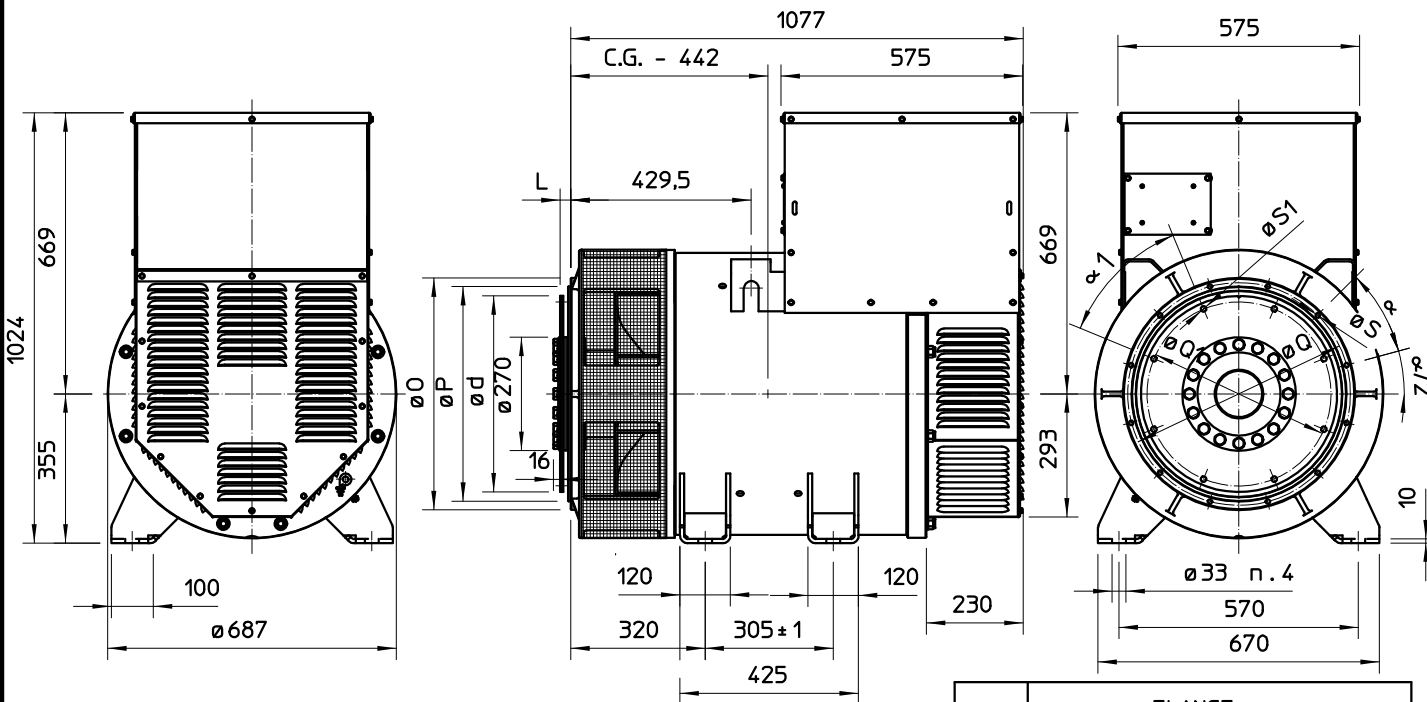
# SINGLE BEARING MOMENTS OF INERTIA



COMPONENT	WEIGHT kg	J kgm <sup>2</sup>
1 FAN	16	0.550
2 MAIN ROTOR	274.6	5.846
3 EX. ROTOR	35	0.562
4 SHAFT	72.7	0.106
TOTAL	398.3	7.064

SAE No	SHAFTS COUPLING FLEX PLATE			
	A	B	WEIGHT kg	J kgm <sup>2</sup>
14	9,6	60	41,4	0,511
18	6,6	50	45,1	0,858

# SINGLE BEARING DIMENSIONS



SAE N.	DISC COUPLING					
	L	d	Q1	N. FORI	S1	Q1
14	25,4	466,72	438,15	8	14	45°
18	15,7	571,5	542,92	6	17	60°

SAE N.	FLANGE					
	O	P	Q	N. FORI	S	Q
1	552	511,2	530,2	12	11	15°
1/2	648	584,2	619,1	12	14	15°
0	711	647,7	679,5	16	14	11°15'
00	883	787,4	850,9	16	14	11°15'

C.G.= GRAVITY CENTER